

A vibrant, cartoon-style illustration of a beach scene. In the center, a large white oval contains the text 'Summer Holiday Homework 2025' in a red, cursive font. The background features a bright blue sky with fluffy white clouds, two beach umbrellas (one orange and yellow, the other red and white), and green palm fronds. A blue surfboard leans against the left side of the oval. A red suitcase with a black handle stands on the sandy beach to the left. To the right of the oval is a red and white lifebuoy and a beach ball with red, white, blue, and green segments. The foreground shows a sandy beach with several seashells (orange, blue, and green) and a red starfish. The beach is surrounded by blue wavy lines representing the ocean.

*Summer
Holiday
Homework
2025*

Dear Parents,

Summer Vacations! A long time to relax, rejoice and recreate for all children. It is an appropriate period when the parents spend quality time with their children.

Here are some ways to make the holidays fun, as well as enriching for our little ones-

- ♦ *Encourage your child to say daily wishes like Good Morning, Good Evening and Good Night.*
- ♦ *Nature is the best place to learn. Take your child outdoors for a nature walk and discuss what all he/she observed along the walk,*
- ♦ *Along with practicing self- hygiene and maintaining clean surroundings discuss with them the importance of oral health.*
- ♦ *Brushing teeth twice a day, morning and bed time is very important.*
- ♦ *Give your child 'One task a day' everyday like watering plants, putting their toys in place, filling water bottles etc, under your guidance.*



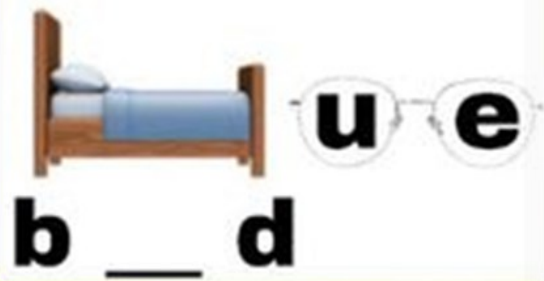


We wish you and your child a very happy summer holiday. It's time to enjoy and create a bond with family, friends and relatives.

To utilize this time in the most constructive way we have prepared some fun-filled worksheets to reinforce the concepts done so far in class.

Have a great summer break!!

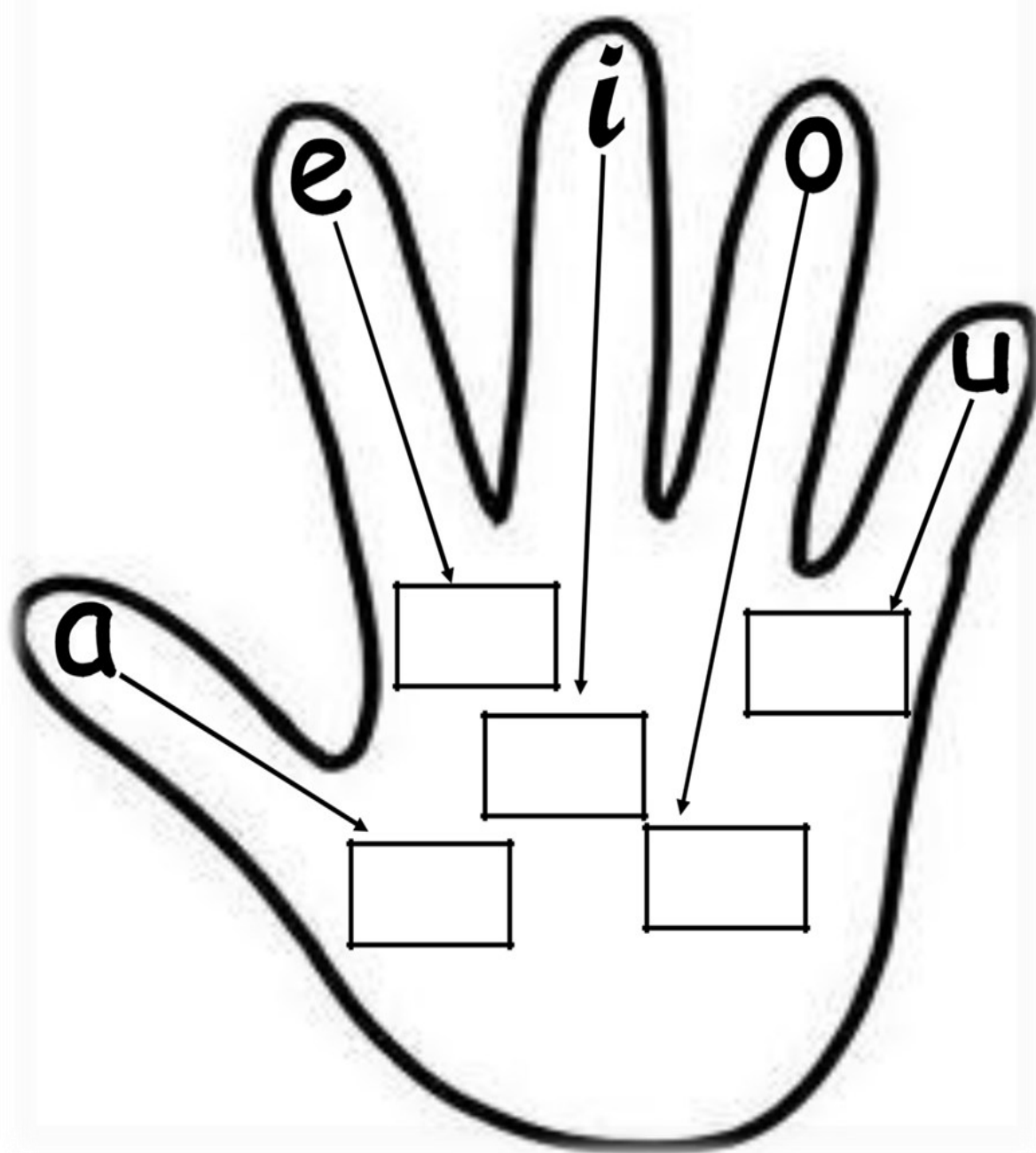


Choose the correct middle sound -

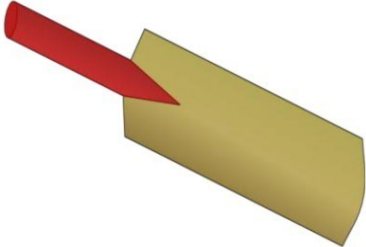










Choose the correct word and write in the short
vowel hand


fig , rod , dad ,
gun , ten



Write the beginning sound of each picture —

		
a t	e n	o g
		
i p	o t	a t
		
a p	e t	u g

Read and trace the sentences -



A fat cat.

A fat cat sat on a mat.

A fat cat and a rat sat on a
mat.

Let's blend & Read –

A lamp is in a tent.



Send the list to Bob.

Lift the gift up.



I bend to get the list.



Tim has sand on his hand.


Egg is in the nest.



Hooray I can read it all



I need little help in reading



Keep Reading -

READING
Is Fun!



'ck' sound words

Read the words and put dots to count the sounds.

sick



duck



back

rock

pick



lock

pack

sock



Hooray I can read it all

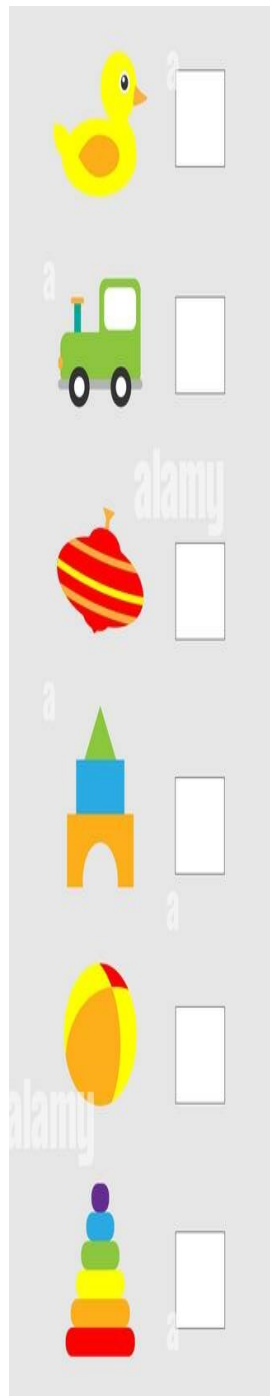
I need little help in reading





fun with numbers

Count each toy and write the number in the box given



How many?



Write the missing numbers



Missing Numbers 1-30

1			4	5	
7	8				12
		15	16		
	20			23	
		27	28		

What comes between 1 to 30

14	—	16
----	---	----

11	—	13
----	---	----

10	—	12
----	---	----

22	—	24
----	---	----

16	—	18
----	---	----

28	—	30
----	---	----

19	—	21
----	---	----

9	—	11
---	---	----

7	—	9
---	---	---

18	—	20
----	---	----

20	—	22
----	---	----

26	—	28
----	---	----

17	—	19
----	---	----

21	—	23
----	---	----

Long Longer Longest


✓ Tick the longest pencil

☐☐☐

✓ Tick the longer train

☐☐☐

✓ Tick the long snake

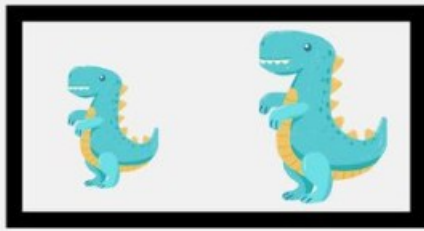
☐☐☐

Know your surroundings




Big and Small


● Circle on the small..




● Circle on the big.



● Circle on the big.



● Circle on the small..




Story Time

Kipper's toy box

https://www.youtube.com/watch?v=OmvqR1p_fw


£



Watch the story Observe the picture given above and draw kipper's toys in the toy box.

- Total number of toys

Kipper had





Draw a pattern on

Mr. Snake



Art and Craft

Decorate the butterfly and the flowers with ear bud painting using water colours.



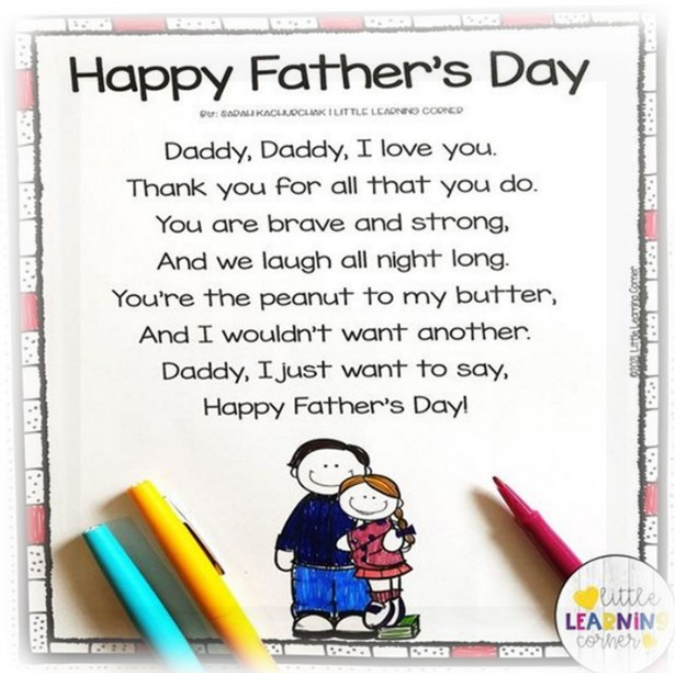
Happy Father's Day

15th June 2025



This Father's day make a 'Best Dad' trophy card and gift it to your father

*A poem to
recite to your dad on
Father's Day*



International Yoga Day

21st June 2025

Let's practise Yoga




poses
Tree Pose




Mountain Pose



Frog Pose



Owl Pose



Butterfly Pose



Dog Pose



Child's Pose





My daily affirmations



I am
CREATIVE

A decorative header for the first affirmation featuring a rainbow and several colorful flowers.

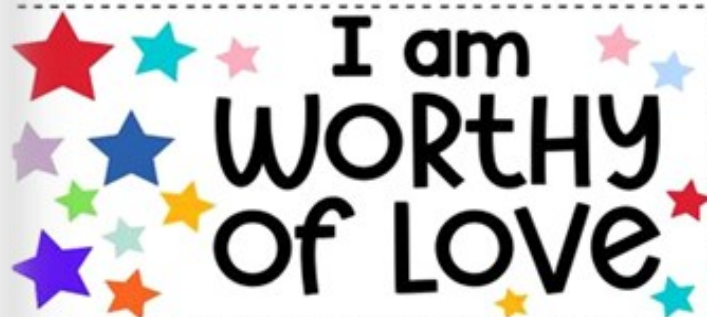
I am
BRAVE

A decorative header for the second affirmation featuring a red butterfly and several colorful stars.

I can stand
UP FOR OTHERS

A decorative header for the third affirmation featuring a row of colorful flowers.

I am
one of A KIND

A decorative header for the fourth affirmation featuring several colorful butterflies.

I am
**WORTHY
of LOVE**

A decorative header for the fifth affirmation featuring several colorful stars.

I am
RESPONSIBLE

A decorative header for the sixth affirmation featuring a cloud of colorful confetti.

I am
STRONG

A decorative header for the seventh affirmation featuring a rainbow with a heart in the center and several colorful hearts.

I am a
good friend

A decorative header for the eighth affirmation featuring a blue butterfly and a garland of colorful stars.