

**BHATNAGAR INTERNATIONAL FOUNDATION SCHOOL  
NEW DELHI**

**SUMMER VACATION PACKAGE**

**CLASS III – 2025**



Dear Students

Every summer has its own story. It's time to make memories and try something amazing this vacation by indulging in some fun filled activities. We do our best if there are plans for each day, so set a schedule on a daily basis for yourself. Here are a few tips for you to follow:

- ❖ It's best to have a regular wake up time and bedtime.
- ❖ Start your day with some yoga and exercise.
- ❖ Do help around the house doing small jobs like laying table, making beds, filling water bottles, watering plants, etc. Be polite, respectful and obedient at all times.
- ❖ Limit screen time- TV, computer and video games to the least.
- ❖ Hone and explore new hobbies for yourself like painting, dancing, singing and a lot more.
- ❖ Respect your parents, grandparents and all elders. Practice the magic words – Please, Sorry, Excuse Me and Thank you every day. Greet everybody with a smile.
- ❖ Attempt the Holiday Package in the given worksheets.
- ❖ English, Section B and section C to be done in the scrap book.
- ❖ Looking forward to meeting you on 3th July, rejuvenated, ready to take on new challenges and spreading sunshine with your smiles.

With love  
PRINCIPAL

## **SECTION A: English Language Proficiency, Mathematical Ability and Hindi.**

### **Subject: English Language Skills**

#### Book Review

#### **INSTRUCTIONS:**

- Read the book, “Karadi Tales: *The Lizard’s Tail and Little Vinayak*”.
- *Get it back to school positively once the school reopens on the 3<sup>rd</sup> of July’2025.*
- *Practice Cursive Writing in the booklet that has been provided to you and get it back to school positively once the school reopens on the 3<sup>rd</sup> of July’2025.*
- Answer the questions that have been mentioned below, including the additional questions. Do your analysis by reviewing the book that you have chosen in a scrap book and make it creative, by sticking images or illustrating your favourite characters or happenings from the book.
- A sample of the same has been provided below. Kindly refer to the format accordingly.

#### **Guiding Questions for Analysis:**

#### **Q.1 How did you imagine the lizard while reading the story?**

**Sample Answer 1:** I imagined the lizard as small in its size and bright green in its colour. It had a worried face because it was upset about losing its tail. It looked a little funny when it asked other animals for help.

#### **Q.2 What were some of the important things that happened to the lizard in the story?**

**Sample Answer 2:** The lizard lost its tail and went to different animals for advice. In the end, it learned that its tail would grow back and it did not have to worry.

#### **Q.3 What did you think Little Vinayak looked like when you read the story?**

#### **Q.4 What were the big events that happened in Little Vinayak’s adventure?**

#### **Additional Questions**

#### **Q.1 How did the other animals react when the lizard asked them for help?**

#### **Q.2 Why was Little Vinayak feeling different from the other elephants?**

#### **Q.3 Which character in the story do you think gave the best advice, and why?**

#### **Talking Trails: Clues in the Conversation!**

- a) Give any **clue in the form of a dialogue** from the story, which shows that the lizard is very upset.

**Sample Dialogue:**

*"Oh no! My tail! My beautiful tail!" cried the lizard.*

- b) Give any **clue in the form of a dialogue** from the story, which shows that Little Vinayak feels frustrated.

**Sample Dialogue:**

*"Why is my trunk so long? It keeps getting in my way!" sighed Little Vinayak.*

Make a sentence.

 List 5 adjectives	 List 5 nouns	 List 5 verbs
1. _____	1. _____	1. _____
2. _____	2. _____	2. _____
3. _____	3. _____	3. _____
4. _____	4. _____	4. _____
5. _____	5. _____	5. _____

Make 5 sentences using 1 adjective, 1 noun, and 1 verb from the above lists in each of the sentences.

1. \_\_\_\_\_
2. \_\_\_\_\_
3. \_\_\_\_\_
4. \_\_\_\_\_
5. \_\_\_\_\_

## Grandparent's Interview

Grandparents lay the strongest foundation of a family. Their very special love sets them apart. They are the vessels of joy. They love their grandchildren unconditionally, and most importantly, they show them the magic of the world. In this summer vacation, interview one of your grandparents to know them better.

Q1. When and where you were born?

---

Q2. What is your full name ?

---

Q3. What is your nickname ?

---

Q4. Were you a naughty child?

---

Q5. What was your house like as a child?

---

Q6. What makes you happy?

---

Q7. What was your favourite subject in the school?

---

Q8. Did you have a pet as a child?

---

Q9. What is your favourite thing to do?

---

Q10. What advice would you like to give me?

---



*'Grandparents are a treasure of the family.'*



# NUMBER WORK



## Hi Math Explorers!

Summer is here, and it's the perfect time for a little number fun! Are you ready to solve cool puzzles and show how clever you are? Let's play with numbers, solve some tricky questions, and become **Math Champs!**

### Let the fun begin!

- a.  $120 + 0 =$  \_\_\_\_\_
- b.  $357 + 1 =$  \_\_\_\_\_
- c.  $123 + 248 = 248 +$  \_\_\_\_\_
- d. 3 friends have ₹120. They want to divide it equally. How much will each get?  
₹ \_\_\_\_\_
- e.  $0 + 963 =$  \_\_\_\_\_
- f.  $4729 + 1 =$  \_\_\_\_\_
- g. Odd number just after 160 is \_\_\_\_\_
- h. \_\_\_\_\_ is the smallest 3-digit number
- i. Ordinal number after 6th is \_\_\_\_\_
- j. Even number before 113 is \_\_\_\_\_
- k. Largest 2-digit + Smallest 3-digit number = \_\_\_\_\_
- l. 80 more than 478 is \_\_\_\_\_
- m. Add 375 twice = \_\_\_\_\_
- n. How many tens make 100? \_\_\_\_\_
- o. If we swap the hundreds & tens in 342: \_\_\_\_\_
- p. Place value of '9' in 1983 = \_\_\_\_\_
- q. What number should be added to 639 to make 1,000? \_\_\_\_\_
- r. Complete the pattern: 3, 6, 9, \_\_\_\_\_, \_\_\_\_\_, \_\_\_\_\_



**Q. Circle the largest number in green and underline the smallest number in blue.**

- |         |      |      |      |
|---------|------|------|------|
| a) 7526 | 7517 | 7562 | 7518 |
| b) 4679 | 4697 | 4687 | 3678 |
| c) 3298 | 3169 | 3578 | 3346 |
| d) 8123 | 8569 | 8268 | 8939 |
| d) 6123 | 6769 | 8508 | 8039 |

**Q. Write in correct place and solve.**

a.  $2689 + 1936$



b.  $5628 + 1927$


c.  $3972 + 6290$


**Q. A school library has 1,425 fiction books and 2,318 non-fiction books. How many books are there in total in the library?**


Ans. \_\_\_\_\_  
\_\_\_\_\_  
\_\_\_\_\_  
\_\_\_\_\_


➔ Learn tables from 2 to 12.



## विषय – हिन्दी

1. नीचे दी गई स्मारकों को पहचानो और उनके नाम हिन्दी में लिखो ।



2. जिन स्मारकों को आपने देखा है उनके नाम हिन्दी में लिखें ।

---

---

---

---

---

**3.आप सभी अपने जन्मदिन के लिए बहुत उत्साहित रहते हैं। इस बार आप अपना जन्मदिन कैसे बनाना चाहेंगे । उसके बारे में लिखें और उपहार का चित्र बनाएं।**



Patient Information	
First Name	
Last Name	
Address	
City	
State	
Zip	
Phone	
Insurance	
Physician Information	
Physician Name	
Physician Address	
Physician City	
Physician State	
Physician Zip	
Physician Phone	
Physician Insurance	
Referral Information	
Referral Number	
Referral Date	
Referral Type	
Referral Reason	
Referral Physician	
Referral Facility	
Referral Status	
Referral Notes	

[illegible]



## Subject: Environmental Studies

### Unit: Land Sea and Sky

Dear Students,

Let's make this holiday fun and educational! You will be working on exciting **model-making activities** to learn more about our environment. Each group of roll numbers has been given a different topic. Use your creativity and recyclable materials to build your model. Label all important parts and be ready to explain your work after the holidays!

#### Roll Numbers 1 – 8

##### Topic: Habitats


Make a model showing any one type of habitat (Forest, Desert, Ocean, or Polar). Include plants and animals that live there.



#### Roll Numbers 9 – 11s

##### Topic: Water Cycle

Create a model showing the stages of the water cycle – Evaporation, Condensation, Precipitation, and Collection.



#### Roll Numbers 12 – 15

##### Topic: Causes of Global Warming


Make a model showing 3–4 major causes of global warming (like pollution, deforestation, factory smoke, etc.).



## Roll Numbers 16– 19

### Topic: Layers of Soil

Design a model to show the different layers of soil – Topsoil, Subsoil, Parent Rock, and Bedrock. You can use sand, pebbles, clay, etc.



## Roll Number 20-23

Create a simple and creative **Food Chain** model.

Your project should show how energy passes from one living thing to another in nature



### Note:

- Use cardboard boxes, waste bottles, paper, clay, etc.
- Label your model neatly.
- Be ready to speak 3–5 lines about your model in class.

## Section B

### Self-Improvement and health

(Do this section in scrap book)

Q1. Read the newspaper daily. Paste important news clippings on

#### **‘Conservation Of water and Electricity’**



Q2. On a happy tooth cut out, stick pictures of things which make teeth healthy. On the sad cut out, stick pictures of things which cause tooth decay. Also mention what precaution should be taken to avoid cavities.



## Section C

### Science, Technology and Travelogue

Q1. Find some interesting facts about the largest, the tallest, the longest, the highest and the smallest in the world.



1. The tallest Building
2. The biggest continent
3. The largest desert
4. The highest mountain peak
5. The smallest Bird

---

---

---

---

---

Q2. Click some photographs of places you visited during summer holidays. Make a scrap book and paste the pictures in your scrapbook. Write your experience.



**Subject: Computer**

Type at least 10 sentences on the topic 'What makes you happy?' in MS Word.

- After typing, make its heading bold,
- Colorful and highlighted words
- Add colorful background
- Add border
- Use word art

**Color Print out to be pasted in computer notebook.**

## 10 Ways to Make Yourself Happy Every Day

1. Embrace your emotions
2. Do what is true to you
3. Feel grateful when you can
4. Stop comparing yourself to others
5. Forgive yourself for your past
6. Don't isolate yourself
7. Leave what doesn't serve you
8. Prioritize your health
9. Do small acts of kindness every day
10. Celebrate the little joys of life

## 12 STEPS TO HAPPINESS

 <b>Thank</b> Thank someone and be appreciative toward your colleagues, every single day.	 <b>Experience</b> Experience new things, try stuff out, and let people run all kinds of experiments.
 <b>Give</b> Give something to another person or make it possible for others to offer gifts.	 <b>Hike</b> Hike outdoors, enjoy nature, and allow people an escape from the office and the city.
 <b>Help</b> Help someone who is in need of assistance, or enable colleagues to help each other.	 <b>Meditate</b> Meditate and get people to learn and adopt mindfulness practices.
 <b>Eat Well</b> Eat well, and make good, healthy foods easily available for everyone.	 <b>Socialize</b> Socialize, relate to other people, and make it easy for colleagues to develop connections.
 <b>Exercise</b> Exercise and work out regularly and make it easy for people to take care of their bodies.	 <b>Aim</b> Aim for a goal and get people to understand and realize their own purpose.
 <b>Rest</b> Rest well, sleep sufficiently, and enable colleagues to refresh their minds.	 <b>Smile</b> Smile whenever you can, appreciate humor, and get colleagues to engage in fun activities.

[management30.com](http://management30.com)**MANAGEMENT 3.0**  
CHANGE AND INNOVATION PRACTICES