

**BHATNAGAR INTERNATIONAL FOUNDATION SCHOOL
NEW DELHI**

SUMMER VACATION PACKAGE

CLASS III – 2025



Dear Students

Every summer has its own story. It's time to make memories and try something amazing this vacation by indulging in some fun filled activities. We do our best if there are plans for each day, so set a schedule on a daily basis for yourself. Here are a few tips for you to follow:

- ❖ It's best to have a regular wake up time and bedtime.
- ❖ Start your day with some yoga and exercise.
- ❖ Do help around the house doing small jobs like laying table, making beds, filling water bottles, watering plants, etc. Be polite, respectful and obedient at all times.
- ❖ Limit screen time- TV, computer and video games to the least.
- ❖ Hone and explore new hobbies for yourself like painting, dancing, singing and a lot more.
- ❖ Respect your parents, grandparents and all elders. Practice the magic words – Please, Sorry, Excuse Me and Thank you every day. Greet everybody with a smile.
- ❖ Attempt the Holiday Package in the given worksheets.
- ❖ English, Section B and section C to be done in the scrap book.
- ❖ Looking forward to meeting you on 3th July, rejuvenated, ready to take on new challenges and spreading sunshine with your smiles.

With love
PRINCIPAL

SECTION A: Language Proficiency, Mathematical Ability and Hindi.

Subject : English Language Skills

BOOK REVIEW

Instructions:

- Read the two stories in the book, 'Karadi Tales'. Get it back to school positively once the school reopens on the 3rd of July'2025.
- Answer the questions that have been mentioned below, on a light colour or white chart paper.
- Do your analysis by reviewing the story book, that has been provided to you, on this chart paper and make it creative, by sticking images or illustrating your favourite characters or happenings from the book.
- Complete two pages of Cursive Writing, daily, in the booklet that has been provided to you and get it back to school positively once the school reopens on the 3rd of July'2025.

Guiding Questions for Analysis:

Q.1 Name all the characters in the 1st story. Which is your favourite character?

Q.2 What were some of the important things that happened to the main character in the first story?

Q.3 Describe your favourite scene from the second story.

Q.4 If you could change the ending of the second story, then how would you change it?

Make a sentence.



List 5 adjectives

1. _____.
2. _____.
3. _____.
4. _____.
5. _____.



List 5 nouns

1. _____.
2. _____.
3. _____.
4. _____.
5. _____.



List 5 verbs

1. _____.
2. _____.
3. _____.
4. _____.
5. _____.

Make 5 sentences using 1 adjective, 1 noun, and 1 verb from the above lists in each of the sentences.

1. _____.
2. _____.
3. _____.
4. _____.
5. _____.

Grandparent's Interview

Grandparents lay the strongest foundation of a family. Their very special love sets them apart. They are the vessels of joy. They love their grandchildren unconditionally, and most importantly, they show them the magic of the world. In this summer vacation, interview one of your grandparents to know them better.

Q1. When and where you were born?

Q2. What is your full name ?

Q3. What is your nickname ?

Q4. Were you a naughty child?

Q5. What was your house like as a child?

Q6. What makes you happy?

Q7. What was your favourite subject in the school?

Q8. Did you have a pet as a child?

Q9. What is your favourite thing to do?

Q10. What advice would you like to give me?



Grandparents are a treasure of the family.'

NUMBER WORK



Hi Math Explorers!

Summer is here, and it's the perfect time for a little number fun!

Are you ready to solve cool puzzles and show how clever you are?

Let's play with numbers, solve some tricky questions, and become **Math Champs!**

Let the fun begin!

a. $120 + 0 =$ _____

b. $357 + 1 =$ _____

c. $123 + 248 = 248 +$ _____

d. 3 friends have ₹120. They want to divide it equally. How much will each get?
₹ _____

e. $0 + 963 =$ _____

f. $4729 + 1 =$ _____

g. Odd number just after 160 is _____

h. _____ is the smallest 3-digit number

i. Ordinal number after 6th is _____

j. Even number before 113 is _____

k. Largest 2-digit + Smallest 3-digit number = _____

l. 80 more than 478 is _____

m. Add 375 twice = _____

n. How many tens make 100? _____

o. If we swap the hundreds & tens in 342: _____

p. Place value of '9' in 1983 = _____


q. What number should be added to 639 to make 1,000? _____

r. Complete the pattern: 3, 6, 9, _____, _____, _____



Q. Circle the largest number in green and underline the smallest number in blue.

- | | | | |
|---------|------|------|------|
| a) 7526 | 7517 | 7562 | 7518 |
| b) 4679 | 4697 | 4687 | 3678 |
| c) 3298 | 3169 | 3578 | 3346 |
| d) 8123 | 8569 | 8268 | 8939 |
| d) 6123 | 6769 | 8508 | 8039 |



Q. Write in correct place and solve.

a. $2689 + 1936$


b. $5628 + 1927$

c. $3972 + 6290$

Q. A school library has 1,425 fiction books and 2,318 non-fiction books. How many books are there in total in the library?

Ans. _____

➔ Learn tables from 2 to 12.



विषय – हिन्दी

1. नीचे दी गई स्मारकों को पहचानो और उनके नाम हिन्दी में लिखो ।



2. जिन स्मारकों को आपने देखा है उनके नाम हिन्दी में लिखें ।

3.आप सभी अपने जन्मदिन के लिए बहुत उत्साहित रहते हैं। इस बार आप अपना जन्मदिन कैसे बनाना चाहेंगे । उसके बारे में लिखें और उपहार का चित्र बनाएं।

[illegible]

Subject: Environmental Studies

Unit: Land Sea and Sky

Dear Students,

Let's make this holiday fun and educational! You will be working on exciting **model-making activities** to learn more about our environment. Each group of roll numbers has been given a different topic. Use your creativity and recyclable materials to build your model. Label all important parts and be ready to explain your work after the holidays!

Roll Numbers 1 – 8

Topic: Habitats


Make a model showing any one type of habitat (Forest, Desert, Ocean, or Polar). Include plants and animals that live there.



Roll Numbers 9 – 11s

Topic: Water Cycle

Create a model showing the stages of the water cycle – Evaporation, Condensation, Precipitation, and Collection.



Roll Numbers 12 – 15

Topic: Causes of Global Warming

Make a model showing 3–4 major causes of global warming (like pollution, deforestation, factory smoke, etc.).


Global Warming/ Greenhouse Effect Model DIY



Roll Numbers 16– 19

Topic: Layers of Soil

Design a model to show the different layers of soil – Topsoil, Subsoil, Parent Rock, and Bedrock. You can use sand, pebbles, clay, etc.



Roll Number 20-23

Create a simple and creative **Food Chain** model.

Your project should show how energy passes from one living thing to another in nature



Note:

- Use cardboard boxes, waste bottles, paper, clay, etc.
- Label your model neatly.
- Be ready to speak 3–5 lines about your model in class.

Section B

Self-Improvement and health

(Do this section in scrap book)

Q1. Read the newspaper daily. Paste important news clippings on

‘Conservation Of water and Electricity’



Q2. On a happy tooth cut out, stick pictures of things which make teeth healthy. On the sad cut out, stick pictures of things which cause tooth decay. Also mention what precaution should be taken to avoid cavities.



Section C

Science, Technology and Travelogue

Q1. Find some interesting facts about the largest, the tallest, the longest, the highest and the smallest in the world.



1. The tallest Building
2. The biggest continent
3. The largest desert
4. The highest mountain peak
5. The smallest Bird

Q2. Click some photographs of places you visited during summer holidays. Make a scrap book and paste the pictures in your scrap book. Write your experience.



Subject: Computer

Type at least 10 sentences on the topic 'What makes you happy?' in MS Word.

- After typing, make its heading bold,
- Colorful and highlighted words
- Add colorful background
- Add border
- Use word art

Color Print out to be pasted in computer notebook.

10 Ways to Make Yourself Happy Every Day

1. Embrace your emotions
2. Do what is true to you
3. Feel grateful when you can
4. Stop comparing yourself to others
5. Forgive yourself for your past
6. Don't isolate yourself
7. Leave what doesn't serve you
8. Prioritize your health
9. Do small acts of kindness every day
10. Celebrate the little joys of life

12 STEPS TO HAPPINESS

Thank Thank someone and be appreciative toward your colleagues, every single day.	Experience Experience new things, try stuff out, and let people run all kinds of experiments.
Give Give something to another person or make it possible for others to offer gifts.	Hike Hike outdoors, enjoy nature, and allow people an escape from the office and the city.
Help Help someone who is in need of assistance, or enable colleagues to help each other.	Meditate Meditate and get people to learn and adopt mindfulness practices.
Eat Well Eat well, and make good, healthy foods easily available for everyone.	Socialize Socialize, relate to other people, and make it easy for colleagues to develop connections.
Exercise Exercise and work out regularly and make it easy for people to take care of their bodies.	Aim Aim for a goal and get people to understand and realize their own purpose.
Rest Rest well, sleep sufficiently, and enable colleagues to refresh their minds.	Smile Smile whenever you can, appreciate humor, and get colleagues to engage in fun activities.

management30.com

MANAGEMENT 3.0
CHANGE AND INNOVATION PRACTICES