

# **SUMMER HOLIDAY HOMEWORK**

## **GRADE - II**

**Dear Student,**

Holidays are the time to unwind and feed your creativity and imagination. It is a great opportunity to relax as well as fruitfully occupy yourself and keep your energies well directed. Now is the time to experience adventurous sports, indulge yourself in various recreational activities, visit your family and friends and rejuvenate yourself.

But it is equally important to temper your relaxed moments with constructive and creative work which your teachers have carefully planned for you through some thought – provoking holiday homework. You may complete them at your ease, but ensure that they are completed timely.

### **GUIDELINES FOR SUMMER VACATIONS:**

- Engage yourself whole heartedly as you will learn a lot through it.
- Do a lot of reading-can be newspapers, magazines, comics or story books or novels. Ensure that you read a page or two regularly before going to bed.
- Don't shy away from responsibilities, take charge: make your bed, water the plants, fill the bottles, help your parents with household chores.
- Practice hand hygiene and take bath regularly. Trim nails, get haircut.
- Learn something new this year during holidays. It could be any sport, swimming, art, drawing, painting, language, music instrument or baking a cake!
- Spend some quality time with your grandparents and help them.
- Spend more time outdoors and limit your screen time.
- Ensure you eat fresh, scrumptious and healthy meals which include fruits and vegetables. Remain hydrated, drink at least 7-8 glasses of water daily.



**Here are a few tips for parents to act as a facilitator to help your child balance his/her eagerness in pursuing adventure, creativity and self-expression with development of responsibility.**

- Make sure that you are spending quality time with your wards.
- Teach them the importance of moral values in their life.
- Motivate them to read good books.
- Encourage and help your child in shouldering responsibilities in household chores. It will aid them to be independent.
- Encourage the child to wish ‘Good Morning’ and ‘Good Night’ to everybody.
- Encourage the child to converse in English so that they become comfortable using the language.
- Talk respectfully with the child and encourage your child to do the same.
- Motivate the child to use polite words such as ‘Please’, ‘Thank You’, ‘Sorry’, ‘May I’ by using them for yourself first.

## SECTION A: English Language Proficiency, Mathematical Ability and Hindi.

### SUBJECT: English Language Proficiency

#### General Instruction:

- The cursive handwriting book has been issued from school. Please complete it by doing two pages every day. Practice it neatly to improve and maintain good handwriting.
- Creative Writing to be done on the A-4 size sheet attached.

## Creative Writing – “My Magic Words”

Write 8-10 sentences on any 2 of the following topics:

-  *My Favourite Summer Day*
-  *If I Had a Pet Dinosaur*
-  *A Visit to Outer Space*
-  *How I Celebrate My Birthday*

Write neatly on the **A4 size sheet** attached below.


Encourage neat handwriting and full sentences!

Make it **colourful** using crayons or sketch pens.

Don't forget to **draw something related to each topic.**

Have fun and be creative!

[illegible]





# COMMON AND PROPER NOUNS

A common noun is a person, place, or thing but not specific. A proper noun is a name of a specific noun and is capitalized.

## Noun Sort

**Directions:** Sort the words in the bank below into the correct category.

**Common**

flowers

teacher

Mrs. Smith

boy

Thomas

state

Virginia

**Proper**

## Common to Proper

**Directions:** Read the common nouns. Then write a proper noun to match.

a teacher



\_\_\_\_\_

a state



\_\_\_\_\_

a day of the week



\_\_\_\_\_

## Noun Match

**Directions:** Draw a line to match the common noun with the proper noun.

woman

• Monday

month

• Susan

country

• Spain

day

• October



# "Reading: A Journey of a Thousand Words."

Read any two stories from any of these books.

1. *Fantastic Mr. Fox* by Roald Dahl
2. **Popular Titles in Ladybird Level 1:**

## ✿ Fairy Tales & Classics

- ❖ *The Gingerbread Man*
- ❖ *The Three Billy Goats Gruff*
- ❖ *Goldilocks and the Three Bears*
- ❖ *Little Red Riding Hood*
- ❖ *The Magic Porridge Pot*
- ❖ *Jack and the Beanstalk*



Choose your favourite book amongst the books you have read and answer the following. (On A-4 size sheet)

1. Name of the book. \_\_\_\_\_
2. Name of the author. \_\_\_\_\_
3. I liked the book because \_\_\_\_\_  
\_\_\_\_\_
4. The story is about \_\_\_\_\_  
\_\_\_\_\_
5. My favourite character/characters of the story \_\_\_\_\_

## Story Book – Robby Rabbit (for Grade 2A)

Based on the story book issued - ***Robby Rabbit***, who learns the importance of responsibility, please answer the following questions.

Q1. What was Robby Rabbit's first responsibility in the story?

---

---

---

Q2. What happened when Robby Rabbit didn't take care of his responsibility at first?

---

---

---

Q3. Whose house did Mother visit?

---

---

Q4. How did Robby Rabbit feel when he completed his task?

---

---

---





# Story Book - Let's Talk About School Etiquette

## (for Grade 2B)

Based on the story book issued - **Let's Talk About School Etiquette**, please answer the following questions.

1. What is the name of the teacher in the story?

---

---

---

2. What are the three magic words the children knew?

---

---

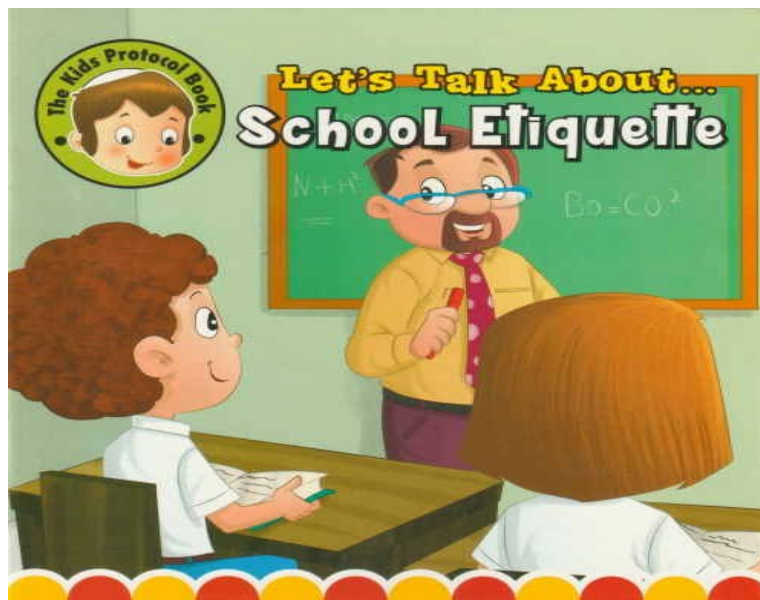
---

3. Can you name a few school etiquettes the children followed?

---

---


---



Father's Day: (18TH June 2023) Prepare a beautiful greeting card on the occasion of father's day and gift this card on that day to your father. Capture some beautiful moments of that day.

# All About My Dad


This is my dad



His Name Is

\_\_\_\_\_

He is



Years Old

I ♥ You Dad


His superpower is




He makes me laugh when



His favorite hobby is



My Dad is the BEST  
because



**TICK THE ADJECTIVES IN THE SENTENCES**

**1. We ate delicious peaches.**

☐

ate

☐

delicious

☐

peaches

**2. I love salty chips.**

☐

salty

☐

I

☐

love

**3. She cut a juicy apple.**

☐

cut

☐

apple

☐

juicy

**4. He drank icy water.**

☐

water

☐

icy

☐

drank

**5. Please throw out that rotten banana.**

☐

rotten

☐

throw  
out

☐

banana

## SUBJECT: HINDI

1.हिंदी भाषा में अपना नाम और अपना जन्मदिन हिंदी अंको में लिखिए ।

नाम: \_\_\_\_\_

जन्मदिन: \_\_\_\_\_

2.कोई एक पसंदीदा नाम लिखिए:

(i) जगह का नाम \_\_\_\_\_

(ii) जानवर का नाम \_\_\_\_\_

(iii) व्यक्ति का नाम \_\_\_\_\_

(iv) वस्तु का नाम \_\_\_\_\_

3.शब्दों को अंको में लिखो:

पंद्रह \_\_\_\_\_

नौ \_\_\_\_\_

अठारह \_\_\_\_\_

उन्निस \_\_\_\_\_

बीस \_\_\_\_\_

सत्रह \_\_\_\_\_




## SUBJECT: MATHEMATICAL ABILITY

Hey kids! Are you ready for a fun math adventure this summer? Put on your thinking hats! It's time to see how good you are at solving some cool and tricky math puzzles. Let's have some fun with numbers!

### Let's Have Fun With Numbers!

- What is the **place value** of 3 in **132**? \_\_\_\_\_
- What is the **smallest 3-digit number**? \_\_\_\_\_
- What is the **odd number** just after 98? \_\_\_\_\_
- What number comes **just before** 100? \_\_\_\_\_
- What is the **even number** just before 122? \_\_\_\_\_
- What number do you get when you add  $50 + 50 =$  \_\_\_\_\_
- Write the **ordinal number** that comes after **4th**: \_\_\_\_\_
- What number is formed if it has **3 hundreds, 4 tens, and 2 ones**? \_\_\_\_\_
- Write **132** in expanded form: \_\_\_\_\_
- What is the **standard form** of  $100 + 20 + 3$ ? \_\_\_\_\_
- How many **tens** are there in **100**? \_\_\_\_\_
- If we add  $50 + 70$ , the answer is \_\_\_\_\_
- What is the **odd number** just after 135? \_\_\_\_\_
- What is the **place value** of 1 in 184? \_\_\_\_\_
- Which number comes **after** 109? \_\_\_\_\_
- Write the number **one hundred and five** in digits: \_\_\_\_\_
- Which is the **even number**: 113 or 114? \_\_\_\_\_
- If you add 200 and 0, you get \_\_\_\_\_
- Write the **ordinal number** for 10: \_\_\_\_\_
- What number do you get when you add  $100 + 100$ ? \_\_\_\_\_



## Instructions:

- Fill in the crossword puzzle using the correct answers to the clues.
- Have fun solving the puzzle!



1	+		=	10	
		+		+	
		7			
		=		=	
		-	15	=	1
	+				+
	=				=
17	-		=		4



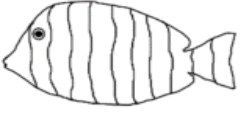





			-						
			6						
			=						
	+	2	=		+	9	=	16	
		+		+					
				11					
		=		=					
		9		18					

## ODD / EVEN:

- Colour the numbers according to the code given:  
Pink – ODD      Orange – Even



## ORDINAL NUMBERS

					
fish	dog	rabbit	penguin	seahorse	cat


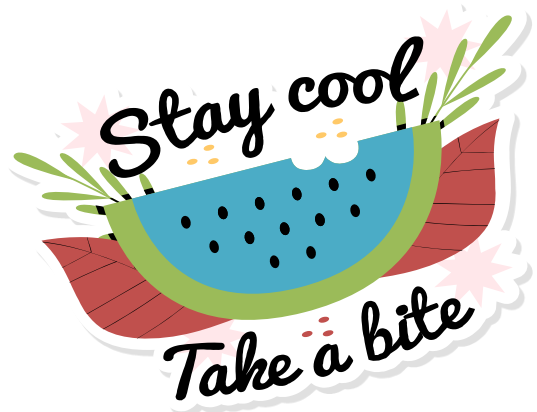
If fish is the first animal then,

- a.) Which animal is fourth? \_\_\_\_\_
- b.) Which place is the dog in? \_\_\_\_\_
- c.) What place is the seahorse in? \_\_\_\_\_
- d.) Which animal is 3<sup>rd</sup>? \_\_\_\_\_
- e.) Which animal is last? \_\_\_\_\_
- f.) Colour the animal as the following code given:

First animal – yellow / Second animal – black / Third animal – red / Fourth animal – blue / Fifth animal – orange / Sixth animal – brown

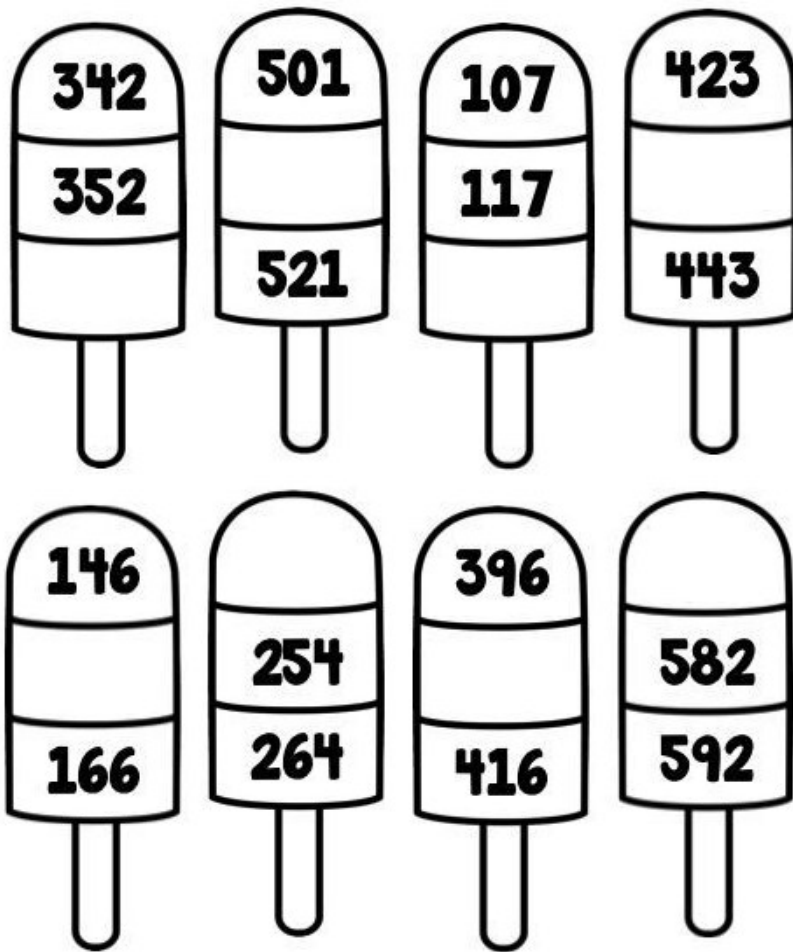
## GUESS WHO AM I?

- a.) I have 6 in the ones place; I am greater than 67, but less than 86.  
\_\_\_\_\_
- b.) I am an even number which comes between 31 and 33.  
\_\_\_\_\_
- c.) I have 1 in the ones place; I am greater than 74, but less than 91.  
\_\_\_\_\_
- d.) I am the largest 3-digit number.  
\_\_\_\_\_
- e.) I am the smallest 3-digit number.  
\_\_\_\_\_



## SWEET TENS

Fill in the numbers on each popsicle.







## ☺ General Instructions:

- EVS Holiday Homework to be done in scrapbook.

### 1. Grow Your Kitchen Garden

- Try to grow a small herb or vegetable at home—like mint, coriander, or tomato.
- Take photos of each stage: 1. Seed 2. Sprouting 3. Seedling 4. Adult Plant
- Stick photo of each stage in your scrapbook. Also, write two lines about each stage in the life cycle of a plant.



## ☺ Herbs, Shrubs and Trees!

Herbs, Shrubs, and Trees: Go to your nearby area and take a photo of a herb, a shrub, and a tree. Paste the photos in your scrap file and write a few lines about how they are different from each other.



## SECTION B: ART AND CRAFT

### Instructions:

- Art and Craft homework should also be completed in the same scrapbook assigned for EVS.
- Complete each activity neatly and creatively.
- Reuse materials wherever possible.

### 1. Cotton Pasting:

*Make a sheep using cotton.*

→ *Example:* Draw a sheep's body and stick cotton balls to make it fluffy.



### 2. Nature Collage:

*Use leaves or dried flowers creatively.*

→ *Example:* Paste real leaves to form trees or birds on a chart paper.



## SECTION C: SCIENCE AND TECHNOLOGY:

Make a beautiful Father's Day E-Card on M S Paint  
**Colour Print out to be pasted in computer notebook.**

